

THERMOSTATIC STEAM TRAPS AND AIR VENTS TH36/4 – TH36/6

DESCRIPTION

The TH36 series thermostatic steam traps and air vents are specifically designed for use on process equipment such as kettle cookers, sterilizers, food, chemical and laundry equipment where high discharge capacities are required.

MAIN FEATURES

- Modulating discharge.
- Discharges condensate close to steam temperature.
- Excellent air discharge.
- Operates on moderate superheated steam.

OPTIONS: Stainless steel construction.

USE: Saturated steam.

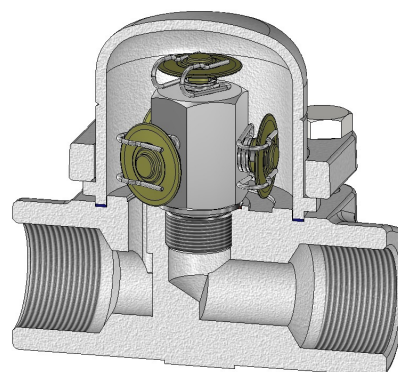
AVAILABLE

MODELS: TH36/4 – carbon steel, 4 capsules.
 TH36/6 – carbon steel, 6 capsules.

SIZES: 1 1/2" to 2"; DN 40 to DN 50.

CONNECTIONS: Female threaded ISO 7 Rp or NPT.
 Flanged EN 1092-1 PN 40.
 Flanged ASME B16.5 Class 150 or 300.
 Socket weld (SW) ASME 16.11.
 Butt weld (BW) ASME B16.25.

INSTALLATION: Horizontal installation recommended, can be installed in any position.
 See IMI – Installation and maintenance instructions.



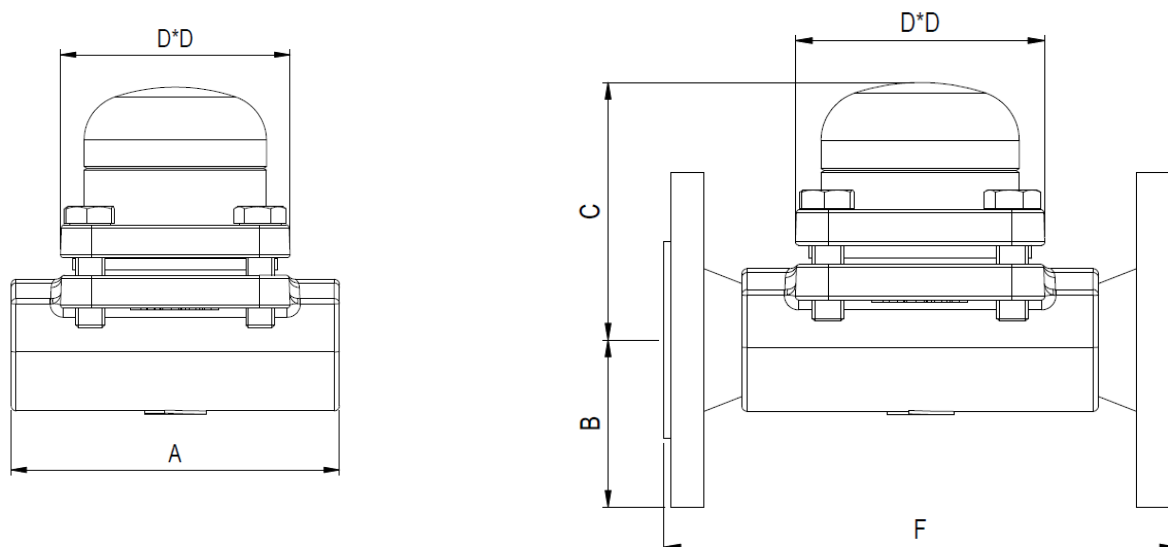
BODY LIMITING CONDITIONS		
FLANGED PN 40 / CLASS 300 *	FLANGED CLASS 150 **	RELATED TEMPERATURE
ALLOW. PRESSURE	ALLOW. PRESSURE	
40 bar	19,3 bar	50 °C
35 bar	15,8 bar	150 °C
30,4 bar	12,1 bar	250 °C
27,6 bar	10,2 bar	300 °C

PMO – Maximum operating pressure: 22 bar;
TMO – Maximum operating temperature: 250 °C;
* Acc. to EN 1092-1:2018; ** Acc. to EN 1759-1:2004. Body limiting conditions PN 40 or below, depending on the type of connection adopted. Rating PN 40 for threaded, SW and BW versions.

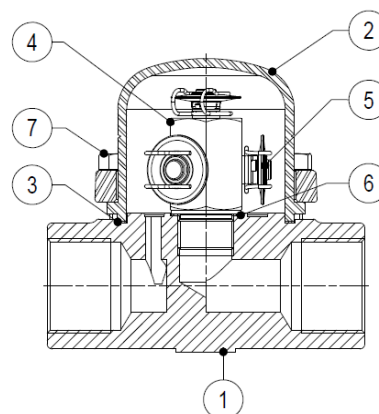
CE MARKING – GROUP 2 (PED – European Directive)		
CLASS 150	PN 40	Category
1 1/2" to 2"	–	SEP
–	1 1/2" to 2" – DN 40 to 50	1 (CE marked)

FLOW RATE CAPACITY (kg/h)																
MODEL	SIZE	DIFFERENTIAL PRESSURE (bar)														
		0,2	0,3	0,5	1	1,5	2	3	4	6	8	10	13	15	20	22
TH36/4	1 1/2" to 2" DN 40 to 50	280	480	560	1020	1320	1540	1820	2040	2400	2680	2800	2880	3000	3100	3180
TH36/6	1 1/2" to 2" DN 40 to 50	420	720	840	1530	1980	2310	2730	3060	3600	4020	4200	4320	4500	4650	4770

Capacities shown refer to condensate at 5 °C below saturated steam temperature.
Capacities for cold condensate discharge at 20 °C are two to three times greater.



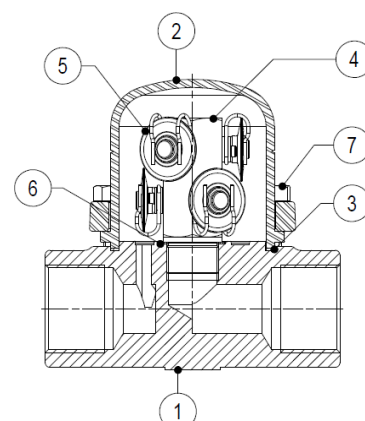
DIMENSIONS (mm)													
THREADED / SW / BW				PN 40			CLASS 150			CLASS 300			
SIZE	A	C	D	WEIGHT (kg)	B	F *	WEIGHT (kg)	B	F *	WEIGHT (kg)	B	F *	WEIGHT (kg)
1 1/2" – DN 40	160	126	112	4,6	75	230	9,3	64	230	8,2	78	230	11,2
2" – DN 50	230	126	112	5,8	83	230	10,2	76	230	10	83	230	11,6



TH36/4

MATERIALS		
POS. N°	DESIGNATION	MATERIAL
1	Body	A105 / 1.0432 (Equiv. P250GH)
2	Cover	P265GH / 1.0425 S355JR / 1.0045
3	* Gasket	Stainless steel / Graphite
4	* Valve seat	AISI 304 / 1.4301
5	* Thermostats	Stainless steel
6	* Seat gasket	Copper
7	Bolts	Steel 8.8

* Available spare parts.



TH36/6