

VACUUM BREAKERS VB16C

DESCRIPTION

The VB16C vacuum breakers are simple and reliable devices that automatically relieve or "break" an unwanted vacuum condition, restoring the atmospheric pressure.

This device is particularly suitable for steam heated units of small and medium volume, such as heat exchangers and heating coils. Can also be used in gas systems where atmospheric air is allowed to enter the pipeline or vessel.

MAIN FEATURES

Internal wetted parts: $\leq 0,51 \mu\text{m Ra} - \text{SF1}$.

External: $\leq 0,76 \mu\text{m Ra} - \text{SF3}$.

Other surface conditions see TIS.GIA – General information

ADCAPure.

Ultrasonic cleaning.

USE: Saturated steam and other gases compatible with the construction.

AVAILABLE
MODELS: VB16C.

SIZES: 1"; DN 25.

REGULATING
RANGES: 0,05 – 0,10 bar; 0,09 – 0,20 bar; 0,19 – 0,30 bar; 0,29 – 0,40 bar; 0,39 – 0,50 bar. *

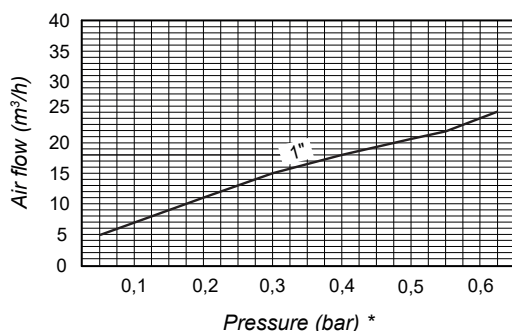
CONNECTIONS: ASME BPE, DIN and ISO clamp ferrules. Others on request.

PACKAGING: Assembling and packaging in a clean room certified according to ISO 14644-1. The product is end capped and sealed with recyclable thermo-shrinkable plastic film, to avoid contamination.

INSTALLATION: Vertical installation. See IMI – Installation and maintenance instructions.



CAPACITY CHART



* Values shown refer to the differential pressure between atmospheric pressure and the actual pressure inside the pipeline or vessel.

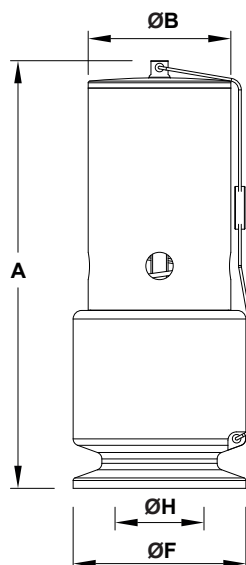
CE MARKING – GROUP 2 (PED – European Directive)

PN 16	Category
1" – DN 25	SEP

LIMITING CONDITIONS *

Maximum operating pressure	16 bar @ 120 °C
Maximum operating pressure (steam)	9 bar
Max. operating temperature	150 °C @ 12 bar
Max. operating temperature (steam)	180 °C
Minimum operating temperature	-10 °C

* Other limits on request. Maximum operating conditions may be limited by the valve end connections due to normative restrictions.



DIMENSIONS – ASME BPE (mm)					
SIZE	A	ØB	ØF	ØH	WEIGHT (kg)
1"	120	42	50,4	22,1	0,85

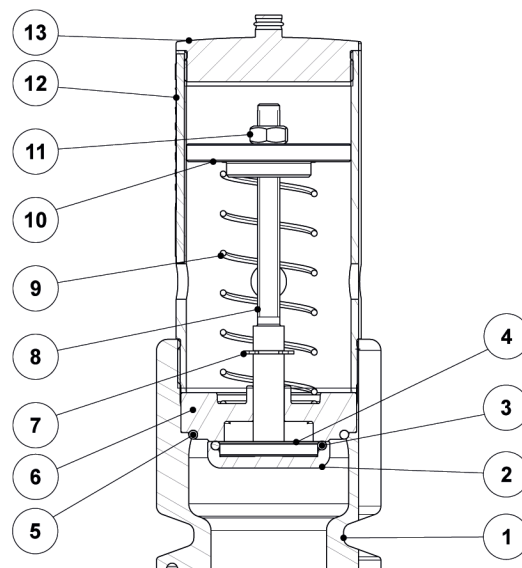
DIMENSIONS – DIN (mm)					
SIZE	A	ØB	ØF	ØH	WEIGHT (kg)
DN 25	120	42	50,5	26	0,85

Remark: Clamp ferrules according to DIN 32676-A.

DIMENSIONS – ISO (mm)					
SIZE	A	ØB	ØF	ØH	WEIGHT (kg)
DN 25	120	42	50,5	29,7	0,85

Remark: Clamp ferrules according to DIN 32676-B.

MATERIALS		
POS. N°	DESIGNATION	MATERIAL
1	Body	AISI 316L / 1.4404
2	* Valve plug	AISI 316L / 1.4404
3	* O-ring	** EPDM
4	* Plug disc	AISI 316L / 1.4404
5	* O-ring	** EPDM
6	Seat	AISI 316L / 1.4404
7	* Retaining washer	Stainless steel A2-70
8	* Stem	AISI 316L / 1.4404
9	* Spring	AISI 302 / 1.4300
10	Spring guide	AISI 316L / 1.4404
11	Nut	Stainless steel A2-70
12	Spring cover	AISI 316L / 1.4404
13	Top cap	AISI 316L / 1.4404



* Available spare parts. ** Others on request.

Remarks: FDA / USP Class VI seals certificate on request.

All valves have a serial number. In case of non-standard valves, this number must be supplied if spare parts are ordered.