

ADCAMAT PACKAGED AUTOMATIC PUMPS (Suitable for steam supply) POPS-KT (Triplex)

DESCRIPTION

The POPS-K packaged pump units can be used to lift or displace hot condensate and other liquids even in hazardous areas.

A POPS-KT (Triplex) packaged unit is comprised by three Adcamat pumps in parallel, a vented receiver and all auxiliary items, compactly mounted on a metal frame, piped and ready for connection.

Packaged units save time, work and site costs. In addition, they ensure that the installation of the pump is correct in every detail.

Two or more units can be connected in parallel to cope with flow rates beyond the capacity of a single pump.

Packaged units for operation with compressed air are also available.

All connections are flanged EN 1092-1 PN 16.

Threaded flanges and/or other connection standards available on request.

For operating conditions and pumping capacities, please refer to the information sheet IS 9.101 E.

How to order: i.e. ADCAMAT POPS-KD carbon steel packaged pump, steam operated, flanged PN 16 DN 80 x 50.

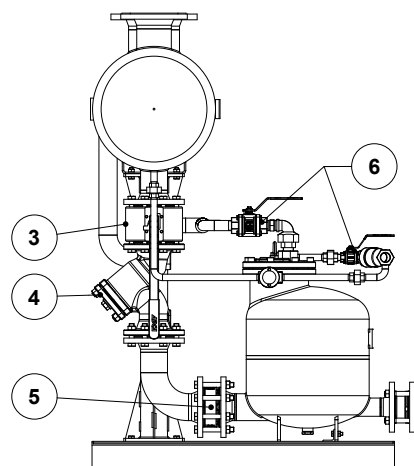
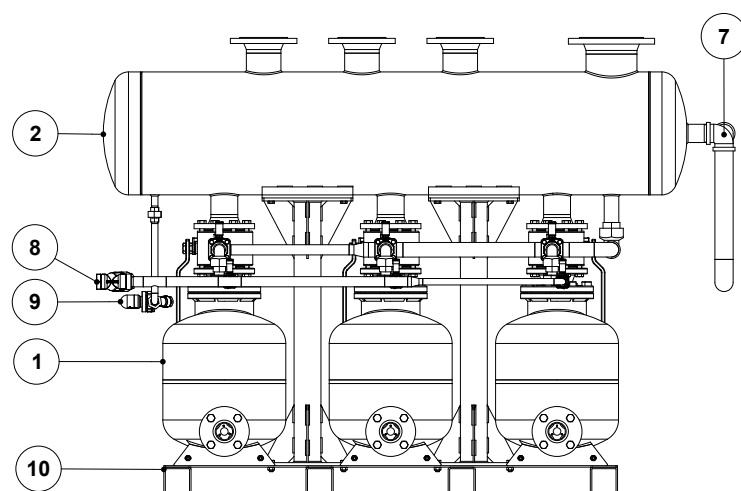


LIMITING CONDITIONS

| | |
|---------------------------------------|----------------|
| Receiver – Maximum operating pressure | 0,5 bar |
| Pump | See IS POP.025 |

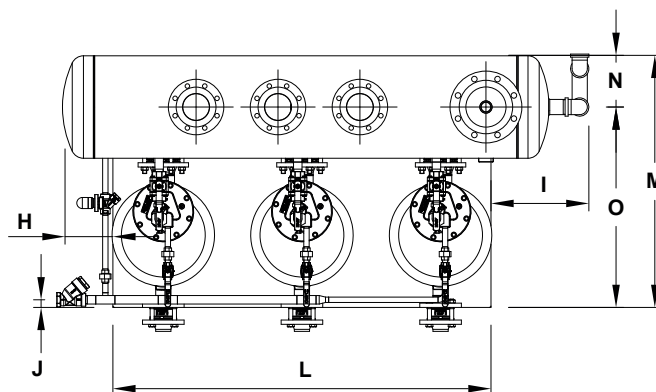
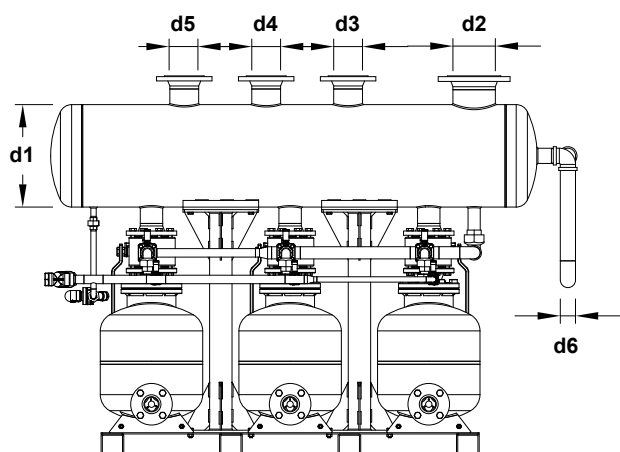
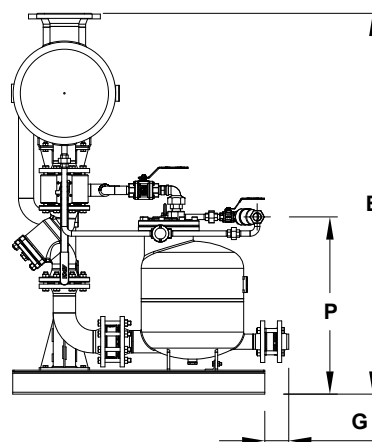
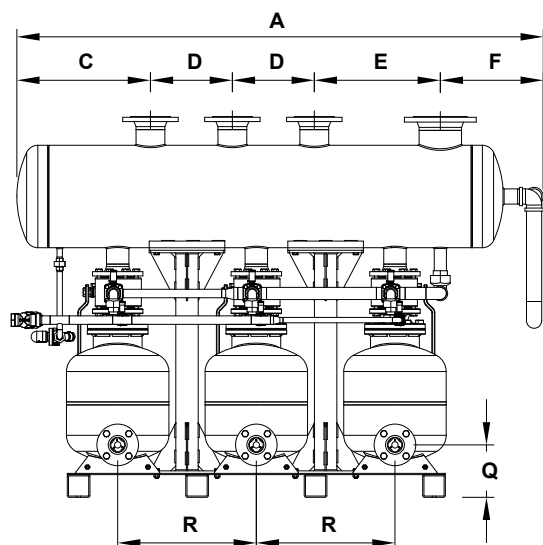
CE MARKING – GROUP 2 (PED – European Directive)

| PN 16 | Category |
|-----------|---------------|
| All sizes | 2 (CE marked) |



MATERIALS

| POS. N° | DESIGNATION | POS. N° | DESIGNATION |
|---------|-----------------------|---------|--------------------------|
| 1 | POPS pump | 6 | M3i ball valves |
| 2 | Receiver | 7 | Overflow |
| 3 | MWS1 wafer ball valve | 8 | IS140 Y strainer |
| 4 | IS16F strainer | 9 | UCX41 + UBS20 steam trap |
| 5 | RD40 disc check valve | 10 | Metal frame |



DIMENSIONS (mm)

| SIZE | A | B | C | D | E | F | G | H | I | J | L | M | N | O | P | Q | R |
|--------------|------|------|-----|-----|-----|-----|----|-----|-----|----|------|------|-----|-----|-----|-----|-----|
| 3 x DN 50x50 | 2088 | 1497 | 530 | 325 | 500 | 408 | — | 200 | 388 | 26 | 1500 | 1000 | 205 | 795 | 693 | 195 | 505 |
| 3 x DN 80x50 | 2088 | 1511 | 530 | 325 | 500 | 408 | 95 | 200 | 388 | 30 | 1500 | 1000 | 205 | 795 | 703 | 208 | 505 |

Dimensions subject to change without notice. Consult manufacturer for certified dimensions and weight.

CONNECTIONS SIZE

| SIZE | d1 (mm) | d2 | d3 | d4 | d5 | d6 |
|--------------|---------|--------|--------|--------|--------|----|
| 3 x DN 50x50 | 406 | DN 150 | DN 80 | DN 80 | DN 80 | 2" |
| 3 x DN 80x50 | 406 | DN 150 | DN 100 | DN 100 | DN 100 | 2" |

d2 – vent; d3, d4 and d5 – condensate inlets; d6 – overflow.