

HYGIENIC BALL VALVES M3H TRUE BORE (6")

DESCRIPTION

The ADCAPure M3H three piece body ball valves are isolating valves designed for use with clean steam, condensate and other gases and liquids used in high purity and aseptic processes.

The valve is not designed as a control valve and should only be used as an isolating valve, fully open or fully closed.

The product is mainly designed for the pharmaceutical, biotech, semiconductor, cosmetics, fine chemical and food & beverage industries.

MAIN FEATURES

Full bore floating ball design.

A351 CF3M body and ends with ferrite content of less than 2 % and low sulphur between 0,005 and 0,017 %.

Can be serviced without removal from the pipeline.

Tube weld with loose body flanges (360° rotation after installation).

Bidirectional.

Antistatic device.

Anti blow out proof stem.

ISO 5211 mounting.

STANDARD SURFACE FINISH

Internal wetted parts: $\leq 0,51 \mu\text{m Ra} - \text{SF1}$.

External: as casted.

Other surface conditions see TIS.GIA – General information ADCAPure.

Ultrasonic cleaning.

OPTIONS: Different sealing materials.
Degreased for oxygen use.
Gearboxes.
Cavity fillers.
See IS M3H.100 for more options and extras.

USE: Clean steam, gases and liquids compatible with the construction.



AVAILABLE MODELS: M3H – investment casting.

SIZES: 6".

CONNECTIONS: ASME BPE clamp ferrules, tube weld (ETO) ends or a combination of both.
Others on request.

PACKAGING: Assembling and packaging in a clean room certified according to ISO 14644-1.
The product is end capped and sealed with recyclable thermo-shrinkable plastic film, to avoid contamination.

INSTALLATION: See IMI – Installation and maintenance instructions.



**CE MARKING – GROUP 2
(PED – European Directive)**

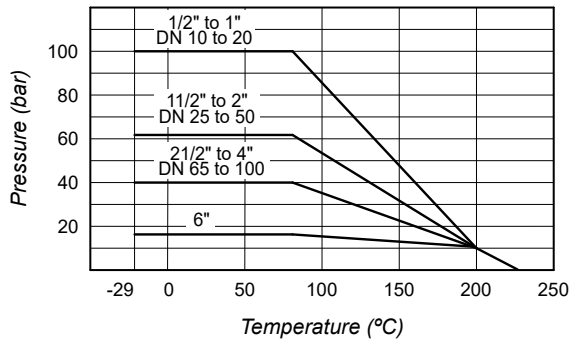
PN 16

Category

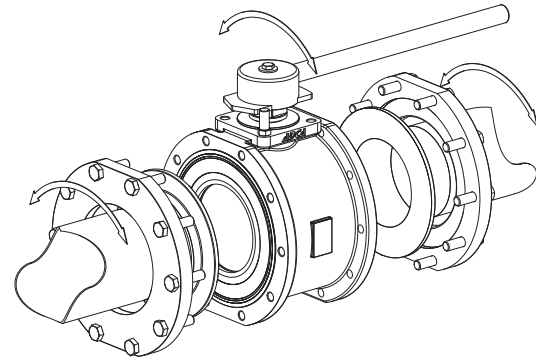
6"

1 (CE marked)

PRESSURE / TEMPERATURE LIMITS



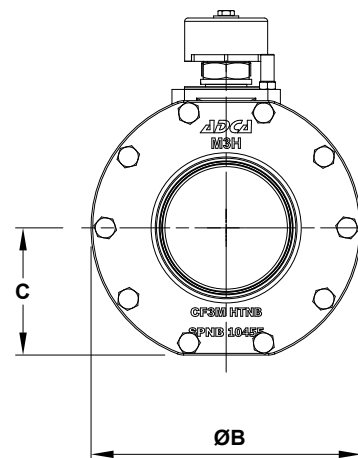
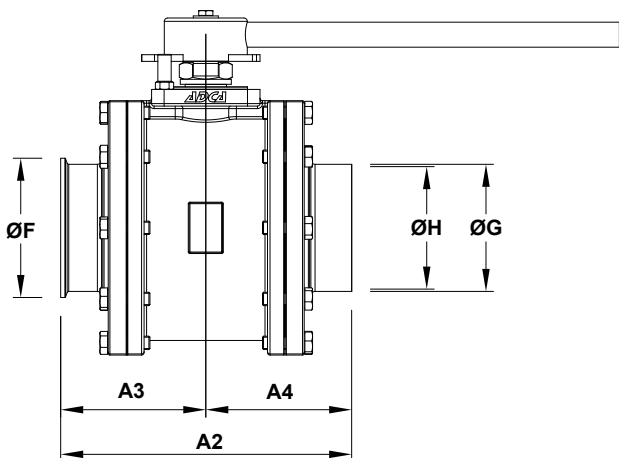
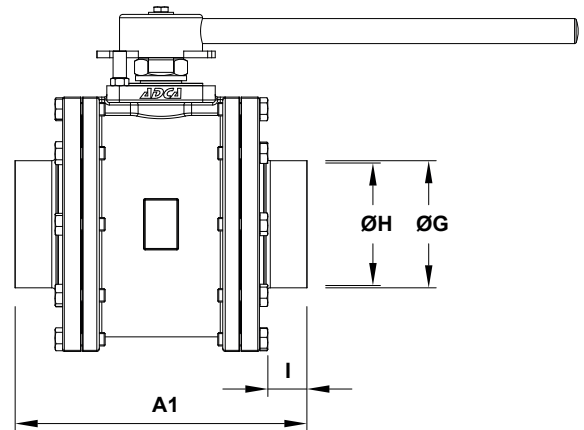
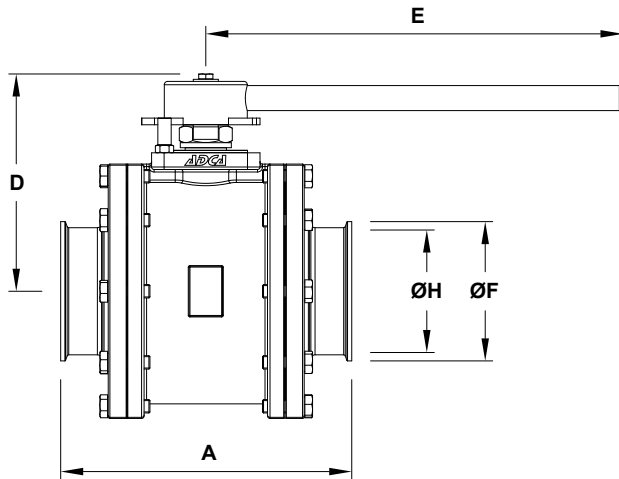
TFM 1600



Tube weld easy and quick installation

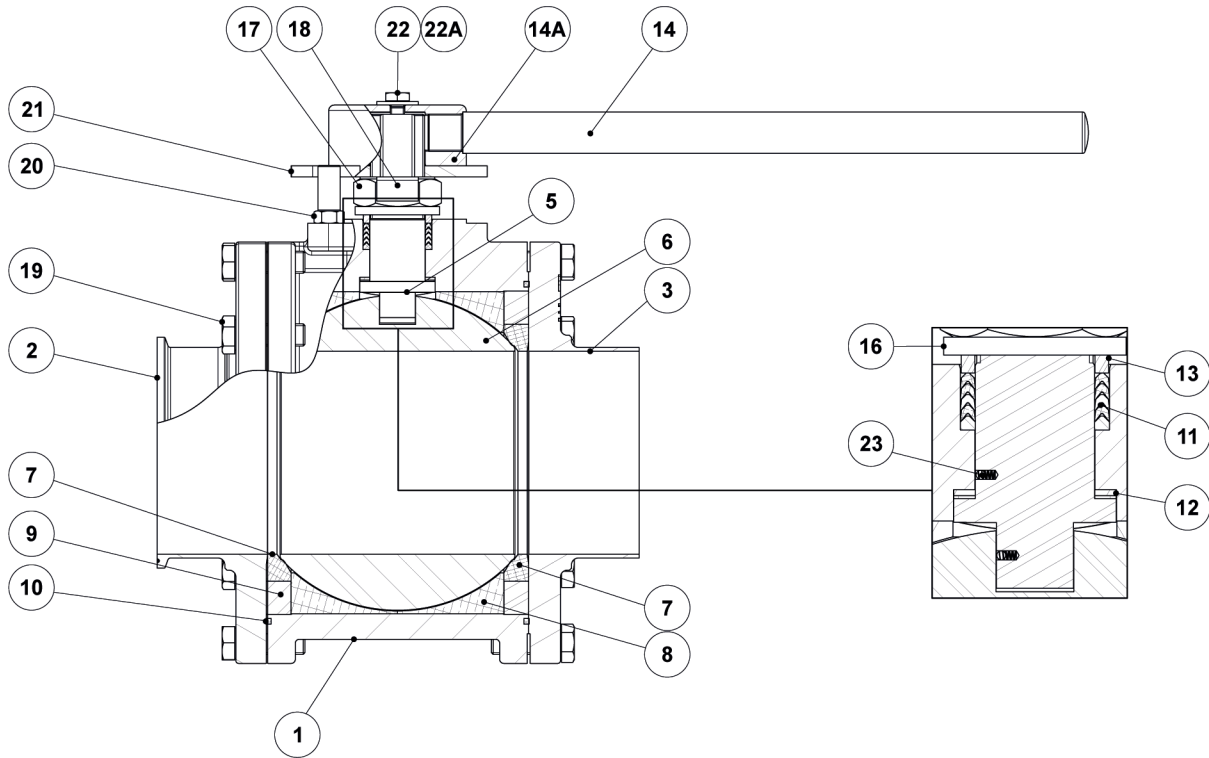
Remark: Maximum operating conditions may be limited by the valve end connections due to normative restrictions.

Valves with tube weld (ETO) connections are fitted, as standard, with loose body flanges which allow installation with no need to align the end connections. After installation the valve can rotate freely 360° to the desired orientation.



DIMENSIONS (mm)

SIZE	A	A1	A2	A3	A4	ØB	C	D	E	ØF	ØG	ØH	I	BALL PORT	ISO 5211	WGT. (kg)
6"	350	350	350	175	175	324	153	260	500	166,9	152,4	146,9	48	152,4	F14	94,9



MATERIALS		
POS. N°	DESIGNATION	MATERIAL
1	Valve body	A351 CF3M / 1.4409
2	Clamp ferrule end connection	A351 CF3M / 1.4409
3	Tube weld end connection	A351 CF3M / 1.4409
5	Stem	AISI 316L / 1.4404
6	* Valve ball	AISI 316L / 1.4404
7	* Standard seat	TFM 1600
8	* Cavity filler seat	TFM 1600
9	Body ring	AISI 316L / 1.4404
10	* Body seal	PTFE
11	* Stem seals	TFM 1600
12	* Stem thrust seal	TFM 1600; PEEK
13	* Spacer	AISI 316 / 1.4401
14	Handle	AISI 304 / 1.4301
14A	Handle body	AISI 304 / 1.4301
16	Spring washer	Stainless steel A2
17	Compression nut	AISI 304 / 1.4301
18	Lock washer	AISI 304 / 1.4301
19	Body fixing bolts	Stainless steel A2-70
20	Stop pin	AISI 304 / 1.4301
21	Handle stopper	AISI 304 / 1.4301
22	Handle fixing bolt	Stainless steel A2-70
22A	Washer	Stainless steel A2
23	Antistatic device	AISI 316 / 1.4401

* Available spare parts.

Remarks: FDA / USP Class VI seals certificate on request.

All valves have a serial number. In case of non-standard valves, this number must be supplied if spare parts are ordered.

ORDERING CODES M3H											
Valve model	MH	1	X	X	F	X	X	CB	X	150	
M3H – A351 CF3M / 1.4409 3 pieces ball valve	MH										
Lever handle											
Round lever with complete stainless steel construction		1									
Bare stem		9									
Material											
A351 CF3M / 1.4409			X								
Seat design											
Standard seats				X							
Cavity fillers				F							
Seat material											
TFM 1600					F						
Surface finish a)											
Standard surface finish							X				
Electropolished internal wetted parts (SF5)							E				
Special features											
None								X			
Degreased for oxygen								O			
Pipe connection											
TC – Sanitary clamps ASME BPE									CB		
ETO – Extended tube orbital welding ASME BPE (360° rotation design)									TB		
TC / ETO – Combination ASME BPE (360° rotation design)									CTB		
Ball port											
True bore										X	
Size											
6"											150
Special construction / Additional options											
Full description or additional codes have to be added in case of a non standard combination											E

a) Consult TIS.GIA – General information ADCAPure – for further details and other surface finish options.